


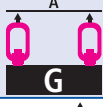

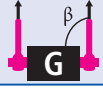
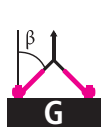
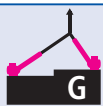
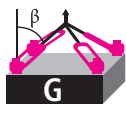
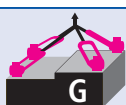




WORKING LOAD LIMIT

Maximum transport weight "G" in [t] with different lifting points

Thread sizes M8 – M48 3/8" – 2" further thread types and special lengths on request. see p.76			 VLBG VIP Load ring for bolting										 LBG-RS Load ring for bolting stainless steel					
type			0.3t	0.63t	1t	1.2t	1.5t	2t	2.5t	4t	5t	7t	8t	10t	15t	20t	1t	2t
thread size			M8	M10	M12	M14	M16	M18	M20 M22	M24 M27	M30	M36	M36	M42	M42	M48	M16	M20
number of legs		β	–	3/8"	1/2"	–	5/8"	–	3/4"	1"	1 1/4"	–	1-1/2"	–	–	2"	–	–
	1	0°	0.3	0.63	1	1.2	1.5	2	2.5	4	5	7	8	10	15	20	1	2
	2	0°	0.6	1.26	2	2.4	3	4	5	8	10	14	16	20	30	40	2	4
	1	90°	0.3	0.63	1	1.2	1.5	2	2.5	4	5	7	8	10	15	20	1	2
	2	90°	0.6	1.26	2	2.4	3	4	5	8	10	14	16	20	30	40	2	4
	2	0-45°	0.42	0.88	1.4	1.68	2.1	2.8	3.5	5.6	7	9.8	11.2	14	21	28	1.4	2.8
	2	45-60°	0.3	0.63	1	1.2	1.5	2	2.5	4	5	7	8	10	15	20	1	2
	2	unsym- metrical	0.3	0.63	1	1.2	1.5	2	2.5	4	5	7	8	10	15	20	1	2
	3+4	0-45°	0.63	1.32	2.1	2.52	3.15	4.2	5.25	8.4	10.5	14.7	16.8	21	31.5	42	2.1	4.2
	3+4	45-60°	0.45	0.95	1.5	1.8	2.25	3	3.75	6	7.5	10.5	12	15	22.5	30	1.5	3
	3+4	unsym- metrical	0.3	0.63	1	1.2	1.5	2	2.5	4	5	7	8	10	15	20	1	2