


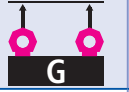










WORKING LOAD LIMIT

Maximum transport weight "G" in [t] with different lifting points

Thread sizes M6 – M30 further thread types and special lengths on request. VRM: see p.96 INOX-STAR: see p.98			 VRM "STARPOINT" * Vario eye nut "STARPOINT"							 INOX-STAR Stainless steel eye bolt				
type			0.1 t	0.3 t	0.4 t	0.75 t	1.5 t	2.3 t	3.2 t	4.5 t	0.5 t	1 t	2 t	2.5 t
thread size			M6	M8	M10	M12	M16	M20	M24	M30	M12	M16	M20	M24
number of legs		β												
	1	0°	0.5	1	1	2	4	6	8	12	1.2	2.4	3.6	5.2
	2	0°	1	2	2	4	8	12	16	24	2.4	4.8	7.2	10.4
	1	90°	0.1	0.3	0.4	0.75	1.5	2.3	3.2	4.5	0.5	1	2	2.5
	2	90°	0.2	0.6	0.8	1.5	3	4.6	6.4	9	1	2	4	5
	2	0-45°	0.14	0.42	0.56	1	2.1	3.22	4.48	6.3	0.7	1.42	2.83	3.53
	2	45-60°	0.1	0.3	0.4	0.75	1.5	2.3	3.2	4.5	0.5	1	2	2.5
	2	unsymmetrical	0.1	0.3	0.4	0.75	1.5	2.3	3.2	4.5	0.5	1	2	2.5
	3+4	0-45°	0.21	0.63	0.84	1.6	3.15	4.83	6.7	9.4	1.06	2.12	4.24	5.3
	3+4	45-60°	0.15	0.45	0.6	1.12	2.25	3.45	4.8	6.7	0.75	1.5	3	3.75
	3+4	unsymmetrical	0.1	0.3	0.4	0.75	1.5	2.3	3.2	4.5	0.5	1	2	2.5

* WLL of the VRM are only in effect when using a quality grade 10.9 threaded bolt.