

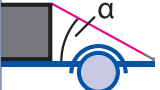
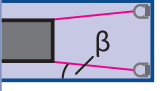
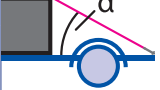
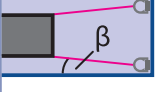


LASHING

Lashing points / for bolting and welding

 LRBS-FIX Lashing-Load ring FIX weldable				 LRBK-FIX Lashing-Load ring FIX for 90°-edges weldable			LC (Lashing Capacity) 8.000 daN – 32.000 daN see p.188	
8,000	13,400	20,000	32,000	8,000	13,400	20,000	Type	
8,000	13,400	20,000	32,000	8,000	13,400	20,000	LC [daN]	
14	23.4	35	56	14	23.4	35	$\mu = 0.1$	vertical angle $\alpha: 0^\circ - 30^\circ$ 
18.7	31.4	46.9	75	18.7	31.4	46.9	$\mu = 0.2$	
23.2	38.9	58.1	92.9	23.2	38.9	58.1	$\mu = 0.3$	
29.1	48.7	72.8	116.4	29.1	48.7	72.8	$\mu = 0.4$	horizontal angle $\beta: 20^\circ - 45^\circ$ 
38.9	65.2	97.3	155.6	38.9	65.2	97.3	$\mu = 0.5$	
58.5	98	146.3	234	58.5	98	146.3	$\mu = 0.6$	
10.2	17.1	25.6	40.9	10.2	17.1	25.6	$\mu = 0.1$	vertical angle $\alpha: 30^\circ - 60^\circ$ 
14.3	23.9	35.8	57.2	14.3	23.9	35.8	$\mu = 0.2$	
20	33.5	50	80	20t	33.5	50	$\mu = 0.3$	
28.5	47.8	71.3	114	28.5	47.8	71.3	$\mu = 0.4$	horizontal angle $\beta: 20^\circ - 45^\circ$ 
42.7	71.6	106.9	171	42.7	71.6	106.9	$\mu = 0.5$	
71.2	119.3	178	284	71.2	119.3	178	$\mu = 0.6$	

Figures pertain to stable loads, road transportation, non-combined load securing means