


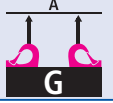
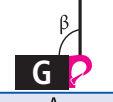
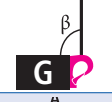
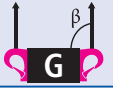
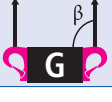
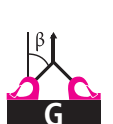

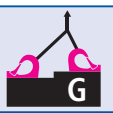
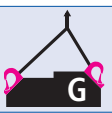
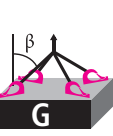
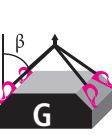
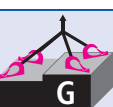
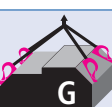


LIFTING

Lifting points – ready for bolting

Thread sizes M6 – M24 WLL 1.5t – 20t see p.110			 VABH-B VIP Excavator hook for bolting				 VCGH-G VIP Excavator hook for bolting			
type			1.5t	2.5t	4t	6.7t		10t	16t	20t
thread size			4×M10	4×M12	4×M16	6×M20		4×M24	6×M24	6×M24
number of legs		β								
	1	0°	1.5	2.5	4	6.7	assembly VCGH-G ↓	–	–	–
	2	0°	3	5	8	13.4		–	–	–
	1	90°	1.5	2.5	4	6.7		10	16	20
	2	90°	3	5	8	13.4		20	32	40
	2	0-45°	2.1	3.5	5.6	9.4		14	22.4	28
	2	45-60°	1.5	2.5	4	6.7		10	16	20
	2	unsym- metrical	1.5	2.5	4	6.7		10	16	20
	3+4	0-45°	3.15	5.25	8.4	14.1		21	33.6	42
	3+4	45-60°	2.25	3.75	6	10		15	24	30
	3+4	unsym- metrical	1.5	2.5	4	6.7		10	16	20